



TECHNICAL PROJECTS

DIV. OF MATHI PRODUCTS PTY LTD A.C.N 090 115 478

4/44 Carrington Road
Castle Hill, N.S.W. 2154
Australia

Phone: (02) 9634-3370

Fax: (02) 9634-6418

Email: sales@tecpro.com.au

Website: www.tecpro.com.au

TANK CLEANING ENQUIRY FORM

Page 1 of 2

Customer Details

| | |
|-------------------------|--|
| Contact Name: | |
| Company Name: | |
| Company Address: | |
| | |
| Phone No.: | |
| Fax No.: | |
| Email Address: | |
| Date: | |

CIP Outcome Required

| |
|---|
| <input type="checkbox"/> Full Clean |
| <input type="checkbox"/> Rinse |
| <input type="checkbox"/> Produce Recovery |
| <input type="checkbox"/> Sterilization |
| <input type="checkbox"/> Other, Please Specify |

CIP Optimisation Required

| |
|--|
| <input type="checkbox"/> Minimise CIP Time |
| <input type="checkbox"/> Minimise Water Usage |
| <input type="checkbox"/> Minimise Effluent |
| <input type="checkbox"/> Other, Please Specify _____ _____ |

Properties of Product to be Cleaned

| |
|--|
| Please Specify Product Characteristics. e.g. easily soluble ; very sticky ; corrosive (acid/alkali) ; viscous ; toxic ; explosive ; valuable ; speed of removal _____ _____ |
|--|

CIP Fluid & CIP Cycle

Please Specify the CIP fluid / fluids to be used during the CIP cycle:-

Will any Fluids be Recycled Yes / No

If Yes, will they be filtered prior to reusing by the tank washer Yes / No

If Yes, what is the filter particle size (micron) _____

What is the filters known pressure drop / frictional Loss _____

What is the frequency of the Cleaning Cycle?
 e.g. : once per day, once per week etc. _____

Please specify the intended CIP cycle:




| | Stage | Time | Chemical | Temperature |
|-----------|-------|------|----------|-------------|
| Wash | | | | |
| Pre Rise | | | | |
| Main Wash | | | | |
| Rinse | | | | |
| Sanitise | | | | |
| Other | | | | |

Flow Rate & Pressure

What is the Flow Rate (litres / min) at the Cleaning Head Position: _____

What is the Pressure (Bar) at the Cleaning Head Position: _____

Vessel Characteristics

| Vertical Tanks | Horizontal Tanks | Internal Fittings |
|---|--|---|
|  |  | <input type="checkbox"/> Baffles <input type="checkbox"/> Agitators / Mixers <input type="checkbox"/> Scrapers <input type="checkbox"/> Heating Coils <input type="checkbox"/> Internal Pipes <input type="checkbox"/> Other |
| CIP Inlets / Fittings  | Note: H (height) = _____ L (length) = _____ D (diameter) = _____ iR (internal radius) = _____ | |