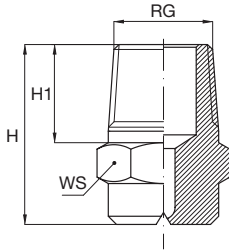




## FLAT JET NOZZLES

### J



### STANDARD CAPACITY TYPES

The standard model flat jet nozzles are available in a very wide range of capacities, spray angles and materials. The connection thread is tapered in order to easily allow for both a tight connection and a correct spray pattern orientation. Nozzles shown on this page cover the standard capacity range from 1.5 to 47 litres per minute, delivering high impact jets with small/medium size droplets for the flat spray patterns. Capacity tables also include straight jet types, with spray angle value shown as 0°. They can be made on request out of any machineable material, in addition to the standard materials shown below.

Materials	<b>B1</b>	AISI 303 Stainless steel
	<b>B3</b>	AISI 316 Stainless steel
	<b>T1</b>	Brass

### Spray angle codes

JBA	JBC	JBF	JBM	JBQ	JBU	JBW
0°	20°	30°	45°	60°	90°	120°

### Thread size code (RG)

JA	JB	JC
1/8"	1/4"	3/8"

### How to compose the nozzle code

The nozzles shown on this page can be supplied with seven different spray angles, whose value is indicated by the third digit in the nozzle code. Therefore, the nozzle tip code has to be identified as in the following example.

**JBQ 1780 B3**

60°

Codes for the different spray angles are listed in the table adjacent.

◁	JAA	JBA	JCA	Code	Capacity at different pressure values								(lpm) (bar)
					0.5	1.0	2.0	3.0	4.0	5.0	7.0	10	
0°	•	•		<b>1153</b>	0.62	0.88	1.25	1.53	1.77	1.98	2.34	2.79	3.95
	•	•		<b>1190</b>	0.78	1.10	1.55	1.90	2.19	2.45	2.90	3.47	4.91
	•	•		<b>1233</b>	0.95	1.35	1.90	2.33	2.69	3.01	3.56	4.25	6.02
	•	•		<b>1310</b>	1.27	1.79	2.53	3.10	3.58	4.00	4.74	5.66	8.00
	•	•		<b>1385</b>	1.57	2.22	3.14	3.85	4.45	4.97	5.88	7.03	9.94
	•	•		<b>1490</b>	2.00	2.83	4.00	4.90	5.66	6.33	7.48	8.95	12.6
	•	•		<b>1581</b>	2.37	3.35	4.74	5.81	6.71	7.50	8.87	10.6	15.0
	•	•	•	<b>1780</b>	3.18	4.50	6.37	7.80	9.01	10.1	11.9	14.2	20.1
	•	•	•	<b>1980</b>	4.00	5.66	8.00	9.80	11.3	12.7	15.0	17.9	25.3
	•	•	•	<b>2124</b>	5.06	7.16	10.1	12.4	14.3	16.0	18.9	22.6	32.0
	•	•	•	<b>2153</b>	6.25	8.83	12.5	15.3	17.7	19.8	23.4	27.9	39.5
	•	•	•	<b>2195</b>	7.96	11.3	15.9	19.5	22.5	25.2	29.8	35.6	50.3
	•	•	•	<b>2245</b>	10.0	14.1	20.0	24.5	28.3	31.6	37.4	44.7	63.3
	•	•	•	<b>2274</b>	11.2	15.8	22.4	27.4	31.6	35.4	41.9	50.0	70.7
•	•	•	<b>2310</b>	12.7	17.9	25.3	31.0	35.8	40.0	47.4	56.6	80.0	
•	•	•	<b>2390</b>	15.9	22.5	31.8	39.0	45.0	50.3	59.6	71.2	100	
•	•	•	<b>2470</b>	19.2	27.1	38.4	47.0	54.3	60.7	71.8	85.8	121	


### Dimensions and weights

Code	Size	H	H1	WS	W
	inch	mm	mm	mm	gram
<b>JA</b>	1/8	19.5	11	12	9
<b>JB</b>	1/4	22	12	14	18
<b>JC</b>	3/8	25	14	17	34

## FLAT JET NOZZLES

# J

### STANDARD CAPACITY TYPES

	JAC	JBC	JCC	Code	Capacity at different pressure values								(lpm)
													(bar)
					0.5	1.0	2.0	3.0	4.0	5.0	7.0	10	20
20°	•			<b>1153</b>	0.62	0.88	1.25	1.53	1.77	1.98	2.34	2.79	3.95
	•			<b>1190</b>	0.78	1.10	1.55	1.90	2.19	2.45	2.90	3.47	4.91
	•			<b>1233</b>	0.95	1.35	1.90	2.33	2.69	3.01	3.56	4.25	6.02
	•			<b>1310</b>	1.27	1.79	2.53	3.10	3.58	4.00	4.74	5.66	8.00
	•	•		<b>1385</b>	1.57	2.22	3.14	3.85	4.45	4.97	5.88	7.03	9.94
	•	•		<b>1490</b>	2.00	2.83	4.00	4.90	5.66	6.33	7.48	8.95	12.6
	•	•		<b>1581</b>	2.37	3.35	4.74	5.81	6.71	7.50	8.87	10.6	15.0
		•	•	<b>1780</b>	3.18	4.50	6.37	7.80	9.01	10.1	11.9	14.2	20.1
		•	•	<b>1980</b>	4.00	5.66	8.00	9.80	11.3	12.7	15.0	17.9	25.3
		•	•	<b>2124</b>	5.06	7.16	10.1	12.4	14.3	16.0	18.9	22.6	32.0
		•	•	<b>2153</b>	6.25	8.83	12.5	15.3	17.7	19.8	23.4	27.9	39.5
		•	•	<b>2195</b>	7.96	11.3	15.9	19.5	22.5	25.2	29.8	35.6	50.3
		•	•	<b>2245</b>	10.0	14.1	20.0	24.5	28.3	31.6	37.4	44.7	63.3
		•	•	<b>2274</b>	11.2	15.8	22.4	27.4	31.6	35.4	41.9	50.0	70.7
	•	•	<b>2310</b>	12.7	17.9	25.3	31.0	35.8	40.0	47.4	56.6	80.0	
	•	•	<b>2390</b>	15.9	22.5	31.8	39.0	45.0	50.3	59.6	71.2	100	
	•	•	<b>2470</b>	19.2	27.1	38.4	47.0	54.3	60.7	71.8	85.8	121	

	JAF	JBF	JCF	Code	0.5	1.0	2.0	3.0	4.0	5.0	7.0	10	20
30°	•			<b>1153</b>	0.62	0.88	1.25	1.53	1.77	1.98	2.34	2.79	3.95
	•			<b>1190</b>	0.78	1.10	1.55	1.90	2.19	2.45	2.90	3.47	4.91
	•			<b>1233</b>	0.95	1.35	1.90	2.33	2.69	3.01	3.56	4.25	6.02
	•	•		<b>1310</b>	1.27	1.79	2.53	3.10	3.58	4.00	4.74	5.66	8.00
	•	•		<b>1385</b>	1.57	2.22	3.14	3.85	4.45	4.97	5.88	7.03	9.94
	•	•		<b>1490</b>	2.00	2.83	4.00	4.90	5.66	6.33	7.48	8.95	12.6
	•	•		<b>1581</b>	2.37	3.35	4.74	5.81	6.71	7.50	8.87	10.6	15.0
		•	•	<b>1780</b>	3.18	4.50	6.37	7.80	9.01	10.1	11.9	14.2	20.1
		•	•	<b>1980</b>	4.00	5.66	8.00	9.80	11.3	12.7	15.0	17.9	25.3
		•	•	<b>2124</b>	5.06	7.16	10.1	12.4	14.3	16.0	18.9	22.6	32.0
		•	•	<b>2153</b>	6.25	8.83	12.5	15.3	17.7	19.8	23.4	27.9	39.5
		•	•	<b>2195</b>	7.96	11.3	15.9	19.5	22.5	25.2	29.8	35.6	50.3
		•	•	<b>2245</b>	10.0	14.1	20.0	24.5	28.3	31.6	37.4	44.7	63.3
		•	•	<b>2274</b>	11.2	15.8	22.4	27.4	31.6	35.4	41.9	50.0	70.7
	•	•	<b>2310</b>	12.7	17.9	25.3	31.0	35.8	40.0	47.4	56.6	80.0	
	•	•	<b>2390</b>	15.9	22.5	31.8	39.0	45.0	50.3	59.6	71.2	100	
	•	•	<b>2470</b>	19.2	27.1	38.4	47.0	54.3	60.7	71.8	85.8	121	

	JAM	JBM	JCM	Code	0.5	1.0	2.0	3.0	4.0	5.0	7.0	10	20
45°	•			<b>1153</b>	0.62	0.88	1.25	1.53	1.77	1.98	2.34	2.79	3.95
	•			<b>1190</b>	0.78	1.10	1.55	1.90	2.19	2.45	2.90	3.47	4.91
	•			<b>1233</b>	0.95	1.35	1.90	2.33	2.69	3.01	3.56	4.25	6.02
	•	•		<b>1310</b>	1.27	1.79	2.53	3.10	3.58	4.00	4.74	5.66	8.00
	•	•		<b>1385</b>	1.57	2.22	3.14	3.85	4.45	4.97	5.88	7.03	9.94
	•	•		<b>1490</b>	2.00	2.83	4.00	4.90	5.66	6.33	7.48	8.95	12.6
	•	•		<b>1581</b>	2.37	3.35	4.74	5.81	6.71	7.50	8.87	10.6	15.0
		•	•	<b>1780</b>	3.18	4.50	6.37	7.80	9.01	10.1	11.9	14.2	20.1
		•	•	<b>1980</b>	4.00	5.66	8.00	9.80	11.3	12.7	15.0	17.9	25.3
		•	•	<b>2124</b>	5.06	7.16	10.1	12.4	14.3	16.0	18.9	22.6	32.0
		•	•	<b>2153</b>	6.25	8.83	12.5	15.3	17.7	19.8	23.4	27.9	39.5
		•	•	<b>2195</b>	7.96	11.3	15.9	19.5	22.5	25.2	29.8	35.6	50.3
		•	•	<b>2245</b>	10.0	14.1	20.0	24.5	28.3	31.6	37.4	44.7	63.3
		•	•	<b>2274</b>	11.2	15.8	22.4	27.4	31.6	35.4	41.9	50.0	70.7
	•	•	<b>2310</b>	12.7	17.9	25.3	31.0	35.8	40.0	47.4	56.6	80.0	
	•	•	<b>2390</b>	15.9	22.5	31.8	39.0	45.0	50.3	59.6	71.2	100	
	•	•	<b>2470</b>	19.2	27.1	38.4	47.0	54.3	60.7	71.8	85.8	121	

Spray angle codes

JBA	JBC	JBF	JBM	JBQ	JBU	JBW
0°	20°	30°	45°	60°	90°	120°

Thread size code (RG)

JA	JB	JC
1/8"	1/4"	3/8"

**FLAT JET NOZZLES**

**J**

**How to compose the nozzle code**

The nozzles shown on this page can be supplied with seven different spray angles, whose value is indicated by the third digit in the nozzle code. Therefore, the nozzle tip code has to be identified as in the following example.

**JBQ 1780 B3**

60°

Codes for the different spray angles are listed in the table at the bottom of the page.

**STANDARD CAPACITY TYPES**

60°	JAQ	JBQ	JCQ	Code	Capacity at different pressure values								(lpm) (bar)	
					0.5	1.0	2.0	3.0	4.0	5.0	7.0	10	20	
•		•		<b>1153</b>	0.62	0.88	1.25	1.53	1.77	1.98	2.34	2.79	3.95	
•		•		<b>1190</b>	0.78	1.10	1.55	1.90	2.19	2.45	2.90	3.47	4.91	
•		•		<b>1233</b>	0.95	1.35	1.90	2.33	2.69	3.01	3.56	4.25	6.02	
•		•		<b>1310</b>	1.27	1.79	2.53	3.10	3.58	4.00	4.74	5.66	8.00	
•		•		<b>1385</b>	1.57	2.22	3.14	3.85	4.45	4.97	5.88	7.03	9.94	
•		•	•	<b>1490</b>	2.00	2.83	4.00	4.90	5.66	6.33	7.48	8.95	12.6	
•		•	•	<b>1581</b>	2.37	3.35	4.74	5.81	6.71	7.50	8.87	10.6	15.0	
•		•	•	<b>1780</b>	3.18	4.50	6.37	7.80	9.01	10.1	11.9	14.2	20.1	
•		•	•	<b>1980</b>	4.00	5.66	8.00	9.80	11.3	12.7	15.0	17.9	25.3	
•		•	•	<b>2124</b>	5.06	7.16	10.1	12.4	14.3	16.0	18.9	22.6	32.0	
•		•	•	<b>2153</b>	6.25	8.83	12.5	15.3	17.7	19.8	23.4	27.9	39.5	
•		•	•	<b>2195</b>	7.96	11.3	15.9	19.5	22.5	25.2	29.8	35.6	50.3	
•		•	•	<b>2245</b>	10.0	14.1	20.0	24.5	28.3	31.6	37.4	44.7	63.3	
•		•	•	<b>2274</b>	11.2	15.8	22.4	27.4	31.6	35.4	41.9	50.0	70.7	
•		•	•	<b>2310</b>	12.7	17.9	25.3	31.0	35.8	40.0	47.4	56.6	80.0	
•		•	•	<b>2390</b>	15.9	22.5	31.8	39.0	45.0	50.3	59.6	71.2	100	
•		•	•	<b>2470</b>	19.2	27.1	38.4	47.0	54.3	60.7	71.8	85.8	121	

90°	JAU	JBU	JCU	Code	Capacity at different pressure values								(lpm) (bar)	
					0.5	1.0	2.0	3.0	4.0	5.0	7.0	10	20	
•				<b>1153</b>	0.62	0.88	1.25	1.53	1.77	1.98	2.34	2.79	3.95	
•				<b>1190</b>	0.78	1.10	1.55	1.90	2.19	2.45	2.90	3.47	4.91	
•				<b>1233</b>	0.95	1.35	1.90	2.33	2.69	3.01	3.56	4.25	6.02	
•		•		<b>1310</b>	1.27	1.79	2.53	3.10	3.58	4.00	4.74	5.66	8.00	
•		•		<b>1385</b>	1.57	2.22	3.14	3.85	4.45	4.97	5.88	7.03	9.94	
•		•		<b>1490</b>	2.00	2.83	4.00	4.90	5.66	6.33	7.48	8.95	12.6	
•		•	•	<b>1581</b>	2.37	3.35	4.74	5.81	6.71	7.50	8.87	10.6	15.0	
•		•	•	<b>1780</b>	3.18	4.50	6.37	7.80	9.01	10.1	11.9	14.2	20.1	
•		•	•	<b>1980</b>	4.00	5.66	8.00	9.80	11.3	12.7	15.0	17.9	25.3	
•		•	•	<b>2124</b>	5.06	7.16	10.1	12.4	14.3	16.0	18.9	22.6	32.0	
•		•	•	<b>2153</b>	6.25	8.83	12.5	15.3	17.7	19.8	23.4	27.9	39.5	
•		•	•	<b>2195</b>	7.96	11.3	15.9	19.5	22.5	25.2	29.8	35.6	50.3	
•		•	•	<b>2245</b>	10.0	14.1	20.0	24.5	28.3	31.6	37.4	44.7	63.3	
•		•	•	<b>2274</b>	11.2	15.8	22.4	27.4	31.6	35.4	41.9	50.0	70.7	
•		•	•	<b>2310</b>	12.7	17.9	25.3	31.0	35.8	40.0	47.4	56.6	80.0	
•		•	•	<b>2390</b>	15.9	22.5	31.8	39.0	45.0	50.3	59.6	71.2	100	
•		•	•	<b>2470</b>	19.2	27.1	38.4	47.0	54.3	60.7	71.8	85.8	121	

120°	JAW	JBW	JCW	Code	Capacity at different pressure values								(lpm) (bar)	
					0.5	1.0	2.0	3.0	4.0	5.0	7.0	10	20	
•				<b>1153</b>	0.62	0.88	1.25	1.53	1.77	1.98	2.34	2.79	3.95	
•				<b>1190</b>	0.78	1.10	1.55	1.90	2.19	2.45	2.90	3.47	4.91	
•		•		<b>1233</b>	0.95	1.35	1.90	2.33	2.69	3.01	3.56	4.25	6.02	
•		•		<b>1310</b>	1.27	1.79	2.53	3.10	3.58	4.00	4.74	5.66	8.00	
•		•	•	<b>1385</b>	1.57	2.22	3.14	3.85	4.45	4.97	5.88	7.03	9.94	
•		•	•	<b>1490</b>	2.00	2.83	4.00	4.90	5.66	6.33	7.48	8.95	12.6	
•		•	•	<b>1581</b>	2.37	3.35	4.74	5.81	6.71	7.50	8.87	10.6	15.0	
•		•	•	<b>1780</b>	3.18	4.50	6.37	7.80	9.01	10.1	11.9	14.2	20.1	
•		•	•	<b>1980</b>	4.00	5.66	8.00	9.80	11.3	12.7	15.0	17.9	25.3	
•		•	•	<b>2124</b>	5.06	7.16	10.1	12.4	14.3	16.0	18.9	22.6	32.0	
•		•	•	<b>2153</b>	6.25	8.83	12.5	15.3	17.7	19.8	23.4	27.9	39.5	
•		•	•	<b>2195</b>	7.96	11.3	15.9	19.5	22.5	25.2	29.8	35.6	50.3	
•		•	•	<b>2245</b>	10.0	14.1	20.0	24.5	28.3	31.6	37.4	44.7	63.3	
•		•	•	<b>2274</b>	11.2	15.8	22.4	27.4	31.6	35.4	41.9	50.0	70.7	
•		•	•	<b>2310</b>	12.7	17.9	25.3	31.0	35.8	40.0	47.4	56.6	80.0	
•		•	•	<b>2390</b>	15.9	22.5	31.8	39.0	45.0	50.3	59.6	71.2	100	
•		•	•	<b>2470</b>	19.2	27.1	38.4	47.0	54.3	60.7	71.8	85.8	121	

**Spray angle codes**

JBA	JBC	JBF	JBM	JBQ	JBU	JBW
0°	20°	30°	45°	60°	90°	120°

**Thread size code (RG)**

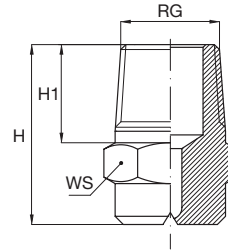
JA	JB	JC
1/8"	1/4"	3/8"

**FLAT JET NOZZLES**

**J**

**LARGE CAPACITY TYPES**


The standard model flat jet nozzles are available in a very wide range of capacities, spray angles and materials. The connection thread is tapered in order to easily allow for both a tight connection and a correct spray pattern orientation. Nozzles shown on this page cover the standard capacity range from 59 to 435 litres per minute, delivering high impact jets with medium size droplets and with flat spray patterns. Capacity tables also include straight jet types, with spray angle value shown as 0°. They can be made on request out of any machineable material, in addition to the standard materials shown below.



- Materials**
- B1 AISI 303 Stainless steel
  - B3 AISI 316 Stainless steel
  - T1 Brass

*Spray angle codes*

JDA	0°
JDB	15°
JDD	25°
JDL	40°
JDN	50°
JDR	65°
JDT	80°
JDV	95°

	1/2"	3/4"	1"	Code	Capacity at different pressure values (lpm)								
					Capacity at different pressure values (bar)								
					0.5	1.0	2.0	3.0	4.0	5.0	7.0	10	20
0°	•	•	•	JDA 2590 xx	24.1	34.1	48.2	59.0	68.1	76.2	90.1	108	152
				JDA 2780 xx	31.8	45.0	63.7	78.0	90.1	101	119	142	201
				JEA 3134 xx	54.7	77.4	109	134	155	173	205	245	346
				JEA 3275 xx	112	159	225	275	318	355	420	502	710
				JFA 3390 xx	159	225	318	390	450	503	596	712	1007
				JFA 3435 xx	178	251	355	435	502	562	664	794	1123
15°	•	•	•	JDB 2195 xx	7.96	11.3	15.9	19.5	22.5	25.2	29.8	35.6	50.3
				JDB 2274 xx	11.2	15.8	22.4	27.4	31.6	35.4	41.9	50.0	70.7
				JDB 2390 xx	15.9	22.5	31.8	39.0	45.0	50.3	59.6	71.2	101
25°	•	•	•	JEB 2990 xx	40.4	57.2	80.8	99.0	114	128	151	181	256
				JDD 2390 xx	15.9	22.5	31.8	39.0	45.0	50.3	59.6	71.2	101
				JDD 2590 xx	24.1	34.1	48.2	59.0	68.1	76.2	90.1	108	152
40°	•	•	•	JDD 2780 xx	31.8	45.0	63.7	78.0	90.1	101	119	142	201
				JFD 3195 xx	79.6	113	159	195	225	252	298	356	503
				JDL 2195 xx	7.96	11.3	15.9	19.5	22.5	25.2	29.8	35.6	50.3
50°	•	•	•	JDL 2240 xx	9.80	13.9	19.6	24.0	27.7	31.0	36.7	43.8	62.0
				JDL 2274 xx	11.2	15.8	22.4	27.4	31.6	35.4	41.9	50.0	70.7
				JDL 2390 xx	15.9	22.5	31.8	39.0	45.0	50.3	59.6	71.2	101
				JDL 2590 xx	24.1	34.1	48.2	59.0	68.1	76.2	90.1	108	152
				JDN 2274 xx	11.2	15.8	22.4	27.4	31.6	35.4	41.9	50.0	70.7
				JDN 2390 xx	15.9	22.5	31.8	39.0	45.0	50.3	59.6	71.2	101
65°	•	•	•	JDN 2590 xx	24.1	34.1	48.2	59.0	68.1	76.2	90.1	108	152
				JDN 2780 xx	31.8	45.0	63.7	78.0	90.1	101	119	142	201
				JEN 3158 xx	64.5	91.2	129	158	182	204	241	288	408
				JFN 3195 xx	79.6	113	159	195	225	252	298	356	503
				JFN 3230 xx	93.9	133	188	230	266	297	351	420	594
				JDR 2195 xx	7.96	11.3	15.9	19.5	22.5	25.2	29.8	35.6	50.3
80°	•	•	•	JDR 2240 xx	9.80	13.9	19.6	24.0	27.7	31.0	36.7	43.8	62.0
				JDR 2274 xx	11.2	15.8	22.4	27.4	31.6	35.4	41.9	50.0	70.7
				JDR 2390 xx	15.9	22.5	31.8	39.0	45.0	50.3	59.6	71.2	101
				JDR 2590 xx	24.1	34.1	48.2	59.0	68.1	76.2	90.1	108	152
				JFR 2780 xx	31.8	45.0	63.7	78.0	90.1	101	119	142	201
				JDT 2195 xx	7.96	11.3	15.9	19.5	22.5	25.2	29.8	35.6	50.3
95°	•	•	•	JDT 2240 xx	9.80	13.9	19.6	24.0	27.7	31.0	36.7	43.8	62.0
				JDT 2274 xx	11.2	15.8	22.4	27.4	31.6	35.4	41.9	50.0	70.7
				JDT 2390 xx	15.9	22.5	31.8	39.0	45.0	50.3	59.6	71.2	101
				JDT 2590 xx	24.1	34.1	48.2	59.0	68.1	76.2	90.1	108	152
				JDT 2780 xx	31.8	45.0	63.7	78.0	90.1	101	119	142	201
				JET 2780 xx	31.8	45.0	63.7	78.0	90.1	101	119	142	201
95°	•	•	•	JET 3158 xx	64.5	91.2	129	158	182	204	241	288	408
				JDV 2195 xx	7.96	11.3	15.9	19.5	22.5	25.2	29.8	35.6	50.3
				JDV 2240 xx	9.80	13.9	19.6	24.0	27.7	31.0	36.7	43.8	62.0
				JDV 2274 xx	11.2	15.8	22.4	27.4	31.6	35.4	41.9	50.0	70.7
				JDV 2390 xx	15.9	22.5	31.8	39.0	45.0	50.3	59.6	71.2	101
				JDV 2590 xx	24.1	34.1	48.2	59.0	68.1	76.2	90.1	108	152

*Dimensions and weights*

Code	JD	JE	JF
Size inch	1/2	3/4	1
H mm	33	41	61
H1 mm	17	20	22
WS mm	22	27	27
W grams	65	130	215